


# RRG TOYOTA SPRINT SERIES



2015 

# TOYOTA

Round 6 / Cadwell Park / 7th November 2015



RRG TOYOTA  
SPRINT  
SERIES  
2015 



TOYOTA

Javelin  
TRACK DAYS



BLITZ

SWADE

RRG TOYOTA

S-U-M-M-I-T

HKS

FENSPORT  
PERFORMANCE



A very wet and cold Cadwell Park played host to the 6th and final round of this years Toyota Sprint Series. A thrilling finale to the season was inevitable with so many class winners yet to be decided. Despite the miserable weather, there was a mixture of excitement and trepidation as the best entry of the year in both competitors and spectators entered the circuit.



---

### Results in Reverse Class Order

#### Class F Street - Up to 1.0 Normally Aspirated



Although popular in the past, the only entrant in class F Street this year was Joe Tapply (above). Usually sprinting in class A3 Pro in his Celica, Joe entered the final round of this years sprint series in a 1 litre Yaris. A time of 2.10.36 was achieved on his 4th run of the day.

**RRG TOYOTA**  
*SPRINT*  
*SERIES*  
**2015**



**TOYOTA**

**Javelin**  
TRACK DAYS



**BLITZ**

**FWADE**



**RRG TOYOTA**

**S-U-M-M-I-T**

**HKS**

**FENSPORT**  
*PERFORMANCE*





## Class D Street - Up to 1.6 Normally Aspirated



Steve Allison (above right) had a steady start to the day, finding his feet in the slippery conditions, but improved on every run he made to finish on a 1.58.42, and in doing so secured 2nd in the championship. Matthew Tyson's (above left) times fluctuated more but a 1.55.37 on his final run secured the class win and 3rd in the championship. Although a distant 5th at Cadwell, Dan Quinn had already done enough to win the class championship.

---

## Class D Pro - Up to 1.6 Normally Aspirated



Class D Pro also had 5 entrants with series returnee Dave Brooks (above right) bringing his Mk1 MR2 out for some end of season fun. Dave finished in a clear 2nd place, only 300th's of a second behind class winner and overall class champion Paul Thomas (above left) in his Hybrid Yaris. Sallyanne Elliott deservedly finished 2nd in the class D Pro championship.

**RRG TOYOTA**  
**SPRINT**  
**SERIES**  
**2015**



**TOYOTA**

**Javelin**  
TRACK DAYS



**BLITZ**

**FWADE**



**RRG TOYOTA**

**S-U-M-M-I-T**

**HKS**

**FENSPORT**  
PERFORMANCE



## Class C Street - Over 1.6 Normally Aspirated



Celica ST202's filled out the top 2 places in Class C Street, Dean Cantelo (above right) suffering 2 void runs on his way to 2nd place with a 2.01.65. But the clear winner by a long margin was Richard McKay, sealing the class championship title in the process. Damian Wilkinson only ran 2 laps on the day due to a mechanical fault but still managed to secure 2nd place overall in the class championship.

---

## Class C Pro - Over 1.6 Normally Aspirated



Mark Burton (above left) made his series debut and promptly ran away with the class win. Peter Mason (above right) finished 0.66 seconds behind in his MR2 to secure the class championship win ahead of Tom Jewell's Corolla.

**RRG TOYOTA**  
*SPRINT*  
*SERIES*  
**2015** 



**TOYOTA**

**Javelin**  
TRACK DAYS



**BLITZ**

**FWADE**

**RRG TOYOTA**

**S-U-M-M-I-T**



**FENSPORT**  
*PERFORMANCE*





## Class B Street - Up to 1.6 Forced Induction



Vit Seebaluck (above) was the victor of the class B Street championship by virtue of his win in the first round at Snetterton, before returning to Mauritius, taking his beautifully prepared Starlet with him.

---

## Class B Pro - Up to 1.6 Forced Induction



Another incredibly close battle ensued in class B Pro, between the usual protagonist's, Phil Cutler (above left) and Barrie Newsome (above right). Phil took the Cadwell win on his last run with a 1.53.32, and in doing so secured 2nd place overall in the championship. After many years of giant killing in his little Starlet, Barrie has sadly sold it, but ended the era on a high by finishing top of class B Pro. Barrie promises to return next year in something different.

**RRG TOYOTA**  
*SPRINT*  
*SERIES*  
**2015** 



**TOYOTA**

**Javelin**  
TRACK DAYS



**BLITZ**

**FWADE**



**RRG TOYOTA**

**S-U-M-M-I-T**

**HKS**

**FENSPORT**  
PERFORMANCE



## Class A3 Street - Over 1.6 Forced Induction



A3 Street remained the domain of GT4 Celica's. Garry Cooper (above left) putting in a fine display at Cadwell in his ST205 to take the win by a scant 0.66 of a second from the similarly mounted Andrew Haw (above right). But it was Andrew who took a thoroughly deserved class championship win, beating Jared Lodge in to second place.

---

## Class A3 Pro - Over 1.6 Forced Induction



Tom Thorpe (above left) took both the event win and championship title with a 1.48.21 on his last run. James Clayton (above right) took second position at Cadwell Park which was enough to secure 2nd position overall.

**RRG TOYOTA**  
*SPRINT*  
*SERIES*  
**2015** 



**TOYOTA**

**Javelin**  
TRACK DAYS



**BLITZ**

**FWADE**



**RRG TOYOTA**

**S-U-M-M-I-T**



## Class A2 Street - Over 1.6 Forced Induction



Although the only entrant, Jay Wood (above) put on a fabulous display all year to seal the class championship and finished in a well deserved 4th place overall.

---

## Class A2 Pro - Over 1.6 Forced Induction



After many years away from the series, Simon Marsh (above left) exploded back on to the scene with a class win and the Hard Charger award at Blyton Park. Following on from this, Simon went on to finish well clear of John Luck (above right) at Cadwell and in doing so clinched the class championship and 3rd place overall. John finished 2nd in class with a time of 1.47.41.

**RRG TOYOTA**  
*SPRINT*  
*SERIES*  
**2015** 



**TOYOTA**

**Javelin**  
TRACK DAYS



**BLITZ**

**FWADE**



**RRG TOYOTA**

**S-U-M-M-I-T**





## Class A1 Pro - Over 1.6 Forced Induction



Both Andy Bunney (above left) and Nigel Levinson (above right) from Servicetune were both competing in their Celica ST185 at Cadwell Park. Andy seemed to have the edge over Nigel throughout the day and finished top with a 1.43.31. However, Nigel had previously done enough earlier in the year to secure the A1 Pro championship ahead of Luke Lawrence in his MR2.

---

## Class N2 - Standard GT86's



The finishing positions at Cadwell mirrored exactly the finishing positions in the N2 Street Championship. As always Chris Mawby (above right) put up a brave fight finishing with a 1.52.61, but couldn't stop class championship winner Mike Anchor (above left) from taking the top spot with a 1.51.27.

**RRG TOYOTA**  
*SPRINT*  
*SERIES*  
**2015** 



**TOYOTA**

**Javelin**  
TRACK DAYS



**BLITZ**

**FWADE**



**RRG TOYOTA**

**S-U-M-M-I-T**

**HKS**

**FENSPORT**  
PERFORMANCE





## Class N1 Street - Modified GT86's, Normally Aspirated



The ever popular N1 Street class was host to 8 drivers. As always a great battle was experienced between the top 2 - Lauren Blighton (above left) and Kevin Atkins (above right). With both of them producing their fastest laps on the final run, Lauren finished 300th of a second ahead of Kevin, finishing top at Cadwell and top of the class championship. Kevin finished in 2nd position with a 1.46.34.

---

## Class N1 Pro - Modified GT86's, Forced Induction



Some excellent driving throughout the 2015 season by Fensport's Stan Hawrylak (above) continued into the final round at Cadwell Park. With a time of 1.44.18, Stan secured the 2nd overall position in this years championship.

**RRG TOYOTA**  
*SPRINT*  
*SERIES*  
**2015**



**TOYOTA**

**Javelin**  
TRACK DAYS



**BLITZ**

**FWADE**

**RRG TOYOTA**

**S-U-M-M-I-T**

**HKS**

**FENSPORT**  
*PERFORMANCE*



## Class F2 Street - Modified GT86's, Forced Induction



Mike Pease (above) obviously did the rain dance the night before Cadwell but unfortunately it didn't work in his favour this time around. Mike's best time was 1.53.47 on his 5th run, taking the class championship trophy.

---

## Class F1 Street - Modified GT86's, Forced Induction



Keith Stanbury (above left) took the lead over Maz Yumeda (above right) to win at Cadwell with his best time of 1.51.09. Despite this, the 2015 F1 Street class championship was already in the bag for Maz.

**RRG TOYOTA**  
*SPRINT*  
*SERIES*  
**2015** 



**TOYOTA**

**Javelin**  
TRACK DAYS



**BLITZ**

**FWADE**



**RRG TOYOTA**

**S-U-M-M-I-T**





## Class F1 Pro - Modified GT86's, Forced Induction



Another excellent season for Fensport's Adrian Smith, finishing top overall at Cadwell with a 1.42.83 on his final run and securing the 2015 Toyota Sprint Series overall championship. Congratulations Adrian!

---

### The Trophy Winners



For a full gallery of the trophy presentation photos, please visit Dan Steeple's website - <http://sprintseries.dansteeple.co.uk>. They are also available to view on the Toyota Sprint Series Facebook page.

**RRG TOYOTA**  
*SPRINT  
SERIES*  
**2015** 



**TOYOTA**

**Javelin**  
TRACK DAYS



**BLITZ**

**FWADE**



**RRG TOYOTA**

**S-U-M-M-I-T**



Pos	No	Class	Name	Best Time	Run							
					One	Two	Three	Four	Five	Six	Seven	Eight
1	1	F1P	Adrian Smith	1:42.83	1:48.87	1:46.66	1:43.26	1:46.46	1:42.95	1:42.83	NR	NR
2	75	A1P	Andy Bunney	1:43.31	1:51.84	1:48.05	1:47.85	1:48.83	1:43.31	1:43.88	NR	NR
3	33	A2P	Simon Marsh	1:43.52	1:53.81	1:49.37	1:47.86	1:47.34	1:46.97	1:43.52	NR	NR
4	3	N1P	Stan Hawrylak	1:44.18	1:52.11	1:48.93	1:46.30	1:46.51	1:45.73	1:44.18	NR	NR
5	14	N1S	Lauren Blighton	1:46.13	1:52.05	1:49.46	1:47.68	1:47.15	VOID	1:46.13	NR	NR
6	27	N1S	Kevin Atkins	1:46.34	1:48.73	1:47.86	1:47.13	1:46.54	1:47.24	1:46.34	NR	NR
7	54	A1P	Nigel Levinson	1:47.26	2:02.13	1:52.39	1:49.69	VOID	1:47.76	1:47.26	NR	NR
8	31	A2P	John Luck	1:47.41	2:03.71	2:04.42	1:52.31	NR	1:48.39	1:47.41	NR	NR
9	2	A2S	Jay Wood	1:47.54	1:52.30	1:49.75	1:47.54	1:49.25	1:48.39	1:48.11	NR	NR
10	37	A3P	Tom Thorpe	1:48.21	1:53.90	VOID	1:50.19	1:53.99	1:49.75	1:48.21	NR	NR
11	34	A2P	James Crabtree	1:48.22	2:00.38	1:51.01	1:48.69	1:48.22	NR	NR	NR	NR
12	67	N1S	Keith Tsang	1:48.99	1:55.00	1:52.11	VOID	1:53.19	1:50.49	1:48.99	NR	NR
13	35	A2P	John Crabtree	1:49.27	1:53.83	1:52.29	1:49.27	1:49.37	NR	NR	NR	NR
14	65	A3S	Gary Cooper	1:50.09	1:55.32	1:50.89	RR	1:51.20	1:51.71	1:50.09	NR	NR
15	5	A3S	Andrew Haw	1:50.75	1:55.30	1:53.66	1:51.47	1:51.67	1:52.02	1:50.75	NR	NR
16	68	CP	Mark Burton	1:50.99	1:58.42	1:55.31	1:53.33	1:52.39	1:50.99	1:51.07	NR	NR
17	9	F1S	Keith Stanbury	1:51.09	1:56.52	1:51.72	1:51.88	1:52.21	1:51.09	NR	NR	NR
18	24	N1S	Jamie Goddard	1:51.21	1:56.18	1:55.94	1:55.03	1:51.91	VOID	1:51.21	NR	NR
19	28	N2S	Mike Anchor	1:51.27	1:57.86	1:54.78	1:51.37	1:52.39	1:51.27	1:51.43	NR	NR
20	13	CP	Peter Mason	1:51.65	1:59.63	1:55.90	1:53.56	1:54.23	1:57.62	1:51.65	NR	NR
21	48	CP	Tom Jewell	1:52.19	VOID	2:00.65	1:57.17	1:58.74	1:54.84	1:52.19	NR	NR
22	44	N2S	Chris Mawby	1:52.61	1:56.17	2:15.55	1:54.07	1:54.37	NR	1:52.61	NR	NR
23	4	BP	Phil Cutler	1:53.32	2:00.54	1:56.18	VOID	2:00.04	1:54.69	1:53.32	NR	NR
24	25	F2S	Mike Pease	1:53.47	1:58.56	1:53.47	1:53.82	1:56.38	1:53.47	1:54.15	NR	NR
25	11	A1P	Luke Lawrence	1:53.50	1:59.85	1:55.12	1:54.99	1:54.85	VOID	1:53.50	NR	NR
26	20	A3S	Jared Lodge	1:53.52	2:08.74	1:54.37	1:53.52	1:53.75	1:53.86	1:53.55	NR	NR
27	16	CS	Richard McKay	1:54.40	RR	2:00.06	1:59.49	1:59.74	1:56.60	1:54.40	NR	NR
28	18	BP	Barrie Newsome	1:54.62	2:12.41	2:02.14	1:59.65	1:54.62	1:56.47	1:56.34	NR	NR
29	12	A3P	James Clayton	1:54.98	2:01.76	1:56.60	1:54.98	1:54.82	1:55.22	1:55.65	NR	NR
30	59	N1S	Andy MacDonald	1:55.11	2:04.91	2:02.01	1:59.39	1:59.63	1:55.11	1:55.93	NR	NR
31	21	F1S	Maz Yumeda	1:55.12	1:58.83	1:55.12	1:55.19	1:55.55	VOID	NR	NR	NR
32	61	DS	Matthew Tyson	1:55.37	2:02.91	2:00.70	1:58.09	2:01.29	1:56.35	1:55.37	NR	NR
33	7	DP	Paul Thomas	1:56.18	2:06.56	2:00.53	VOID	2:00.03	1:59.38	1:56.18	NR	NR
34	69	DP	Dave Brooks	1:56.21	2:05.77	2:01.75	2:00.39	1:59.74	1:57.63	1:56.21	NR	NR
35	47	N1S	Alex Grant	1:57.20	2:03.07	1:58.65	RR	1:57.52	1:57.20	1:57.23	NR	NR
36	55	CP	Steve Arnold	1:58.40	2:08.59	1:59.18	VOID	2:01.86	1:59.82	1:58.40	NR	NR
37	46	DS	Steve Allison	1:58.42	2:04.32	2:01.48	2:00.77	2:00.66	1:59.36	1:58.42	NR	NR
38	66	DS	Chris Walker	2:00.87	2:06.98	2:04.74	2:03.32	2:03.70	2:01.63	2:00.87	NR	NR
39	43	N1S	John Wright	2:01.33	2:06.09	2:01.33	NR	NR	NR	NR	NR	NR
40	42	N1S	Faith Meaney	2:01.52	2:01.52	2:06.85	VOID	VOID	2:03.01	NR	NR	NR
41	64	CS	Dean Cantelo	2:01.65	2:12.71	2:09.13	VOID	VOID	2:04.05	2:01.65	NR	NR
42	6	A3P	Roger Greaves	2:01.89	NR	NR	NR	NR	2:05.66	2:01.89	NR	NR
43	17	DP	Sallyanne Elliott	2:02.08	2:06.63	2:02.24	2:14.16	2:08.55	2:02.08	2:19.53	NR	NR
44	19	N2S	Alec Keeler	2:03.33	2:12.81	2:06.02	2:05.58	2:07.03	2:04.22	2:03.33	NR	NR
45	26	CS	Andrew Windas	2:03.53	RR	VOID	2:03.53	2:04.94	2:04.74	2:09.73	NR	NR
46	51	CS	Damian Wilkinson	2:05.23	2:05.23	2:06.65	NR	NR	NR	NR	NR	NR
47	41	DS	George Fawset	2:05.35	2:15.01	2:08.79	2:06.98	2:13.76	2:05.35	2:16.54	NR	NR
48	22	DP	Becca Haw	2:06.57	2:21.96	2:18.28	2:10.48	2:10.80	2:09.25	2:06.57	NR	NR
49	23	DS	Dan Quinn	2:06.68	2:20.06	2:15.57	2:09.72	2:10.17	2:08.01	2:06.68	NR	NR
50	45	DP	Gary Street	2:09.95	2:20.93	2:13.88	2:13.85	2:14.48	2:11.63	2:09.95	NR	NR
51	10	FS	Joe Tapply	2:10.36	2:16.47	2:10.72	2:11.12	2:10.36	VOID	2:10.68	NR	NR
















Class	Pos	No	Name	Best Time	Run							
					One	Two	Three	Four	Five	Six	Seven	Eight
A1P	3	75	Andy Bunney	1:43.31	1:51.84	1:48.05	1:47.85	1:48.83	1:43.31	1:43.88	NR	NR
	2	54	Nigel Levinson	1:47.26	2:02.13	1:52.39	1:49.69	VOID	1:47.76	1:47.26	NR	NR
	1	11	Luke Lawrence	1:53.50	1:59.85	1:55.12	1:54.99	1:54.85	VOID	1:53.50	NR	NR
A2P	1	33	Simon Marsh	1:43.52	1:53.81	1:49.37	1:47.86	1:47.34	1:46.97	1:43.52	NR	NR
	2	31	John Luck	1:47.41	2:03.71	2:04.42	1:52.31	NR	1:48.39	1:47.41	NR	NR
	3	34	James Crabtree	1:48.22	2:00.38	1:51.01	1:48.69	1:48.22	NR	NR	NR	NR
	4	35	John Crabtree	1:49.27	1:53.83	1:52.29	1:49.27	1:49.37	NR	NR	NR	NR
A2S	1	2	Jay Wood	1:47.54	1:52.30	1:49.75	1:47.54	1:49.25	1:48.39	1:48.11	NR	NR
A3P	1	37	Tom Thorpe	1:48.21	1:53.90	VOID	1:50.19	1:53.99	1:49.75	1:48.21	NR	NR
	2	12	James Clayton	1:54.98	2:01.76	1:56.60	1:54.98	1:54.82	1:55.22	1:55.65	NR	NR
	3	6	Roger Greaves	2:01.89	NR	NR	NR	NR	2:05.66	2:01.89	NR	NR
A3S	1	65	Gary Cooper	1:50.09	1:55.32	1:50.89	RR	1:51.20	1:51.71	1:50.09	NR	NR
	2	5	Andrew Haw	1:50.75	1:55.30	1:53.66	1:51.47	1:51.67	1:52.02	1:50.75	NR	NR
	3	20	Jared Lodge	1:53.52	2:08.74	1:54.37	1:53.52	1:53.75	1:53.86	1:53.55	NR	NR
BP	1	4	Phil Cutler	1:53.32	2:00.54	1:56.18	VOID	2:00.04	1:54.69	1:53.32	NR	NR
	2	18	Barrie Newsome	1:54.62	2:12.41	2:02.14	1:59.65	1:54.62	1:56.47	1:56.34	NR	NR
CP	1	68	Mark Burton	1:50.99	1:58.42	1:55.31	1:53.33	1:52.39	1:50.99	1:51.07	NR	NR
	2	13	Peter Mason	1:51.65	1:59.63	1:55.90	1:53.56	1:54.23	1:57.62	1:51.65	NR	NR
	3	48	Tom Jewell	1:52.19	VOID	2:00.65	1:57.17	1:58.74	1:54.84	1:52.19	NR	NR
	4	55	Steve Arnold	1:58.40	2:08.59	1:59.18	VOID	2:01.86	1:59.82	1:58.40	NR	NR
CS	1	16	Richard McKay	1:54.40	RR	2:00.06	1:59.49	1:59.74	1:56.60	1:54.40	NR	NR
	2	64	Dean Cantelo	2:01.65	2:12.71	2:09.13	VOID	VOID	2:04.05	2:01.65	NR	NR
	3	26	Andrew Windas	2:03.53	RR	VOID	2:03.53	2:04.94	2:04.74	2:09.73	NR	NR
	4	51	Damian Wilkinson	2:05.23	2:05.23	2:06.65	NR	NR	NR	NR	NR	NR
DP	1	7	Paul Thomas	1:56.18	2:06.56	2:00.53	VOID	2:00.03	1:59.38	1:56.18	NR	NR
	2	69	Dave Brooks	1:56.21	2:05.77	2:01.75	2:00.39	1:59.74	1:57.63	1:56.21	NR	NR
	3	17	Sallyanne Elliott	2:02.08	2:06.63	2:02.24	2:14.16	2:08.55	2:02.08	2:19.53	NR	NR
	4	22	Becca Haw	2:06.57	2:21.96	2:18.28	2:10.48	2:10.80	2:09.25	2:06.57	NR	NR
	5	45	Gary Street	2:09.95	2:20.93	2:13.88	2:13.85	2:14.48	2:11.63	2:09.95	NR	NR
DS	1	61	Matthew Tyson	1:55.37	2:02.91	2:00.70	1:58.09	2:01.29	1:56.35	1:55.37	NR	NR
	2	46	Steve Allison	1:58.42	2:04.32	2:01.48	2:00.77	2:00.66	1:59.36	1:58.42	NR	NR
	3	66	Chris Walker	2:00.87	2:06.98	2:04.74	2:03.32	2:03.70	2:01.63	2:00.87	NR	NR
	4	41	George Fawset	2:05.35	2:15.01	2:08.79	2:06.98	2:13.76	2:05.35	2:16.54	NR	NR
	5	23	Dan Quinn	2:06.68	2:20.06	2:15.57	2:09.72	2:10.17	2:08.01	2:06.68	NR	NR
FS	1	10	Joe Tapply	2:10.36	2:16.47	2:10.72	2:11.12	2:10.36	VOID	2:10.68	NR	NR
F1P	1	1	Adrian Smith	1:42.83	1:48.87	1:46.66	1:43.26	1:46.46	1:42.95	1:42.83	NR	NR
F1S	1	9	Keith Stanbury	1:51.09	1:56.52	1:51.72	1:51.88	1:52.21	1:51.09	NR	NR	NR
	2	21	Maz Yumeda	1:55.12	1:58.83	1:55.12	1:55.19	1:55.55	VOID	NR	NR	NR
F2S	1	25	Mike Pease	1:53.47	1:58.56	1:53.47	1:53.82	1:56.38	1:53.47	1:54.15	NR	NR
N1P	1	3	Stan Hawrylak	1:44.18	1:52.11	1:48.93	1:46.30	1:46.51	1:45.73	1:44.18	NR	NR
N1S	1	14	Lauren Blighton	1:46.13	1:52.05	1:49.46	1:47.68	1:47.15	VOID	1:46.13	NR	NR
	2	27	Kevin Atkins	1:46.34	1:48.73	1:47.86	1:47.13	1:46.54	1:47.24	1:46.34	NR	NR
	3	67	Keith Tsang	1:48.99	1:55.00	1:52.11	VOID	1:53.19	1:50.49	1:48.99	NR	NR
	4	24	Jamie Goddard	1:51.21	1:56.18	1:55.94	1:55.03	1:51.91	VOID	1:51.21	NR	NR
	5	59	Andy MacDonald	1:55.11	2:04.91	2:02.01	1:59.39	1:59.63	1:55.11	1:55.93	NR	NR
	6	47	Alex Grant	1:57.20	2:03.07	1:58.65	RR	1:57.52	1:57.20	1:57.23	NR	NR
	7	43	John Wright	2:01.33	2:06.09	2:01.33	NR	NR	NR	NR	NR	NR
	8	42	Faith Meaney	2:01.52	2:01.52	2:06.85	VOID	VOID	2:03.01	NR	NR	NR
N2S	1	28	Mike Anchor	1:51.27	1:57.86	1:54.78	1:51.37	1:52.39	1:51.27	1:51.43	NR	NR
	2	44	Chris Mawby	1:52.61	1:56.17	2:15.55	1:54.07	1:54.37	NR	1:52.61	NR	NR
	3	19	Alec Keeler	2:03.33	2:12.81	2:06.02	2:05.58	2:07.03	2:04.22	2:03.33	NR	NR












## 2015 Championship Overall Results

          													
Pos	Num	Class	Name	Rnd 1	Rnd 2	Rnd 3	Rnd 4	Rnd 5	Rnd 6	Total	Dropped	Overall	Pos
1	1	F1 Pro	Adrian Smith	70	75	75	75	74	75	444	70	374	1
2	3	N1 Pro	Stan Hawrylak	56	70	73	74	72	72	417	56	361	2
3	33	A2 Pro	Simon Marsh	60	73	72	72	71	73	421	60	361	3
4	2	A2 Street	Jay Wood	74	67	0	69	67	67	344	0	344	4
5	54	A1 Pro	Nigel Levinson	0	64	68	73	70	69	344	0	344	5
6	21	F1 Street	Masaya Yumeda	69	69	69	67	63	45	382	45	337	6
7	31	A2 Pro	John Luck	65	66	67	68	68	68	402	65	337	7
8	37	A3 Pro	Tom Thorpe	63	62	65	70	66	66	392	62	330	8
9	14	N1 Street	Lauren Blighton	68	60	59	65	64	71	387	59	328	9
10	18	B Pro	Barrie Newsome	66	72	71	0	69	48	326	0	326	10
11	4	B Pro	Phil Cutler	59	68	66	64	65	53	375	53	322	11
12	5	A3 Street	Andrew Haw	73	58	63	62	62	61	379	58	321	12
13	27	N1 Street	Kevin Atkins	71	54	0	66	60	70	321	0	321	13
14	12	A3 Pro	James Clayton	67	63	0	60	61	47	298	0	298	14
15	13	C Pro	Peter Mason	61	56	62	57	59	56	351	56	295	15
16	24	N1 Street	Jamie Goddard	58	53	57	55	58	58	339	53	286	16
17	6	A3 Pro	Roger Greaves	52	59	61	59	52	34	317	34	283	17
18	25	F2 Street	Mike Pease	75	0	55	49	49	52	280	0	280	18
19	34	A2 Pro	James Crabtree	0	71	64	0	73	65	273	0	273	19
20	11	A1 Pro	Luke Lawrence	0	74	74	71	0	51	270	0	270	20
21	28	N2 Street	Mike Anchor	47	51	53	53	56	57	317	47	270	21
22	44	N2 Street	Chris Mawby	54	52	54	0	53	54	267	0	267	22
23	20	A3 Street	Jared Lodge	46	55	0	58	57	50	266	0	266	23
24	35	A2 Pro	John Crabtree	0	61	60	0	75	63	259	0	259	24
25	16	C Street	Richard McKay	55	47	50	52	45	49	298	45	253	25
26	43	N1 Street	John Wright	53	0	52	47	55	37	244	0	244	26
27	19	N2 Street	Alec Keeler	50	50	0	54	51	32	237	0	237	27
28	10	A3 Pro	Joe Tapply	64	48	0	48	42	25	227	0	227	28
29	23	D street	Dan Quinn	49	45	47	41	39	27	248	27	221	29
30	42	N1 Street	Faith Meaney	48	42	0	44	48	36	218	0	218	30
31	7	D Pro	Paul Thomas	42	36	48	45	35	43	249	35	214	31
32	48	C Pro	Tom Jewell	0	38	0	56	54	55	203	0	203	32
33	17	D Pro	Sallyanne Elliott	44	35	46	39	36	33	233	33	200	33
34	9	F1 Street	Keith Stanbury	0	33	58	38	0	59	188	0	188	34
35	36	A3 Pro	Nick Ashley	51	49	0	35	47	0	182	0	182	35
36	22	D Pro	Becca Haw	39	30	44	34	34	28	209	28	181	36
37	47	N1 Street	Alex Grant	0	40	0	46	43	41	170	0	170	37
38	45	D Pro	Gary Street	0	32	45	33	33	26	169	0	169	38
39	51	C Street	Damian Wilkinson	0	43	49	0	41	30	163	0	163	39
40	46	D street	Steve Allison	0	41	0	42	38	39	160	0	160	40
41	26	C Street	Andy Windas	43	44	0	0	37	31	155	0	155	41
42	61	D street	Mathew Tyson	0	0	0	51	46	44	141	0	141	42
43	38	A3 Street	Peter Hemingway	40	29	0	32	32	0	133	0	133	43
44	53	D Pro	Martin Lush	0	0	70	61	0	0	131	0	131	44
45	32	A2 Pro	Neil Latham	72	57	0	0	0	0	129	0	129	45
46	30	A1 Pro	Pete Foster	0	37	51	40	0	0	128	0	128	46
47	55	C Pro	Steve Arnold	0	0	0	43	44	40	127	0	127	47
48	29	D Pro	Dan Handley	45	39	0	36	0	0	120	0	120	48
49	60	N1 Pro	Cheng Yi Kong	0	0	56	63	0	0	119	0	119	49
50	41	D street	George Fawset	38	34	0	0	0	29	101	0	101	50
51	49	D street	Alex Fung	0	46	0	50	0	0	96	0	96	51
52	59	N1 Street	Andy McDonald	0	0	0	0	50	46	96	0	96	52
53	64	C Street	Dean Cantelo	0	0	0	0	40	35	75	0	75	53
54	75	A1 Pro	Andy Bunney	0	0	0	0	0	74	74	0	74	54
55	50	C Pro	Ollie Novell	0	65	0	0	0	0	65	0	65	55
56	67	N1 Street	Keith Tsang	0	0	0	0	0	64	64	0	64	56
57	8	B Street	Vit Seebaluck	62	0	0	0	0	0	62	0	62	57
58	65	A3 Street	Gary Cooper	0	0	0	0	0	62	62	0	62	58
59	68	C Pro	Mark Burton	0	0	0	0	0	60	60	0	60	59
60	15	B Pro	James Abbott	57	0	0	0	0	0	57	0	57	60
61	58	C Pro	Matt Hopkins	0	0	43	0	0	0	43	0	43	61
62	57	D street	Alex Daniel	0	0	42	0	0	0	42	0	42	62
63	69	D Pro	Dave Brooks	0	0	0	0	0	42	42	0	42	63
64	39	A3 Street	Tony Vincent	41	0	0	0	0	0	41	0	41	64
65	66	C Street	Chris Walker	0	0	0	0	0	38	38	0	38	65
66	62	D street	Daniel Cousins	0	0	0	37	0	0	37	0	37	66
67	52	D street	Ivo Sousa	0	31	0	0	0	0	31	0	31	67



## 2015 Championship Class Results

        												
Pos	Num	Class	Name	R 1	R 2	R 3	R 4	R 5	R 6	Total	Dropped	Overall
<b>A1 Pro</b>												
1	54	A1 Pro	Nigel Levinson	0	64	68	73	70	69	344	0	344
2	11	A1 Pro	Luke Lawrence	0	74	74	71	0	51	270	0	270
3	30	A1 Pro	Pete Foster	0	37	51	40	0	0	128	0	128
4	75	A1 Pro	Andy Bunney	0	0	0	0	0	74	74	0	74
<b>A2 Pro</b>												
1	33	A2 Pro	Simon Marsh	60	73	72	72	71	73	421	60	361
2	31	A2 Pro	John Luck	65	66	67	68	68	68	402	65	337
3	34	A2 Pro	James Crabtree	0	71	64	0	73	65	273	0	273
4	35	A2 Pro	John Crabtree	0	61	60	0	75	63	259	0	259
5	32	A2 Pro	Neil Latham	72	57	0	0	0	0	129	0	129
<b>A2 Street</b>												
1	2	A2 Street	Jay Wood	74	67	0	69	67	67	344	0	344
<b>A3 Pro</b>												
1	37	A3 Pro	Tom Thorpe	63	62	65	70	66	66	392	62	330
2	12	A3 Pro	James Clayton	67	63	0	60	61	47	298	0	298
3	6	A3 Pro	Roger Greaves	62	59	61	59	52	34	317	34	263
4	10	A3 Pro	Joe Tapplly	64	48	0	48	42	25	227	0	227
5	36	A3 Pro	Nick Ashley	51	49	0	35	47	0	182	0	182
<b>A3 Street</b>												
1	5	A3 Street	Andrew Haw	73	58	63	62	62	61	379	58	321
2	20	A3 Street	Jared Lodge	46	55	0	58	57	50	266	0	266
3	38	A3 Street	Peter Hemingway	40	29	0	32	32	0	133	0	133
4	65	A3 Street	Gary Cooper	0	0	0	0	0	62	62	0	62
5	39	A3 Street	Tony Vincent	41	0	0	0	0	0	41	0	41
<b>B Pro</b>												
1	18	B Pro	Barne Newsome	66	72	71	0	69	48	326	0	326
2	4	B Pro	Phil Cutler	59	68	66	64	65	53	375	53	322
3	15	B Pro	James Abbott	57	0	0	0	0	0	57	0	57
<b>B Street</b>												
1	8	B Street	Vit Seebaluck	62	0	0	0	0	0	62	0	62
<b>C Pro</b>												
1	13	C Pro	Peter Mason	61	56	62	57	59	56	351	56	295
2	48	C Pro	Tom Jewell	0	38	0	56	54	55	203	0	203
3	55	C Pro	Steve Arnold	0	0	0	43	44	40	127	0	127
4	50	C Pro	Ollie Novell	0	65	0	0	0	0	65	0	65
5	68	C Pro	Mark Burton	0	0	0	0	0	60	60	0	60
6	58	C Pro	Matt Hopkins	0	0	43	0	0	0	43	0	43
<b>C Street</b>												
1	16	C Street	Richard McKay	55	47	50	52	45	49	298	45	253
2	51	C Street	Damian Wilkinson	0	43	49	0	41	30	163	0	163
3	26	C Street	Andy Windas	43	44	0	0	37	31	155	0	155
4	64	C Street	Dean Cantelo	0	0	0	0	40	35	75	0	75
5	66	C Street	Chris Walker	0	0	0	0	0	38	38	0	38
<b>D Pro</b>												
1	7	D Pro	Paul Thomas	42	36	48	45	35	43	249	35	214
2	17	D Pro	Sallyanne Elliott	44	35	46	39	36	33	233	33	200
3	22	D Pro	Becca Haw	39	30	44	34	34	28	209	28	181
4	45	D Pro	Gary Street	0	32	45	33	33	26	169	0	169
5	53	D Pro	Martin Lush	0	0	70	61	0	0	131	0	131
6	29	D Pro	Dan Handley	45	39	0	36	0	0	120	0	120
7	69	D Pro	Dave Brooks	0	0	0	0	0	42	42	0	42
<b>D Street</b>												
1	23	D street	Dan Quinn	49	45	47	41	39	27	248	27	221
2	46	D street	Stevr Allison	0	41	0	42	38	39	160	0	160
3	61	D street	Mathew Tyson	0	0	0	51	46	44	141	0	141
4	41	D street	George Fawcett	38	34	0	0	0	29	101	0	101
5	49	D street	Alex Fung	0	46	0	50	0	0	96	0	96
6	57	D street	Alex Daniel	0	0	42	0	0	0	42	0	42
7	62	D street	Daniel Cousins	0	0	0	37	0	0	37	0	37
8	52	D street	Jo Sousa	0	31	0	0	0	0	31	0	31
<b>F1 Pro</b>												
1	1	F1 Pro	Adnan Smith	70	75	75	75	74	75	444	70	374
<b>F1 Street</b>												
1	21	F1 Street	Masaya Yumeda	69	69	69	67	63	45	382	45	337
2	9	F1 Street	Keith Stanbury	0	33	58	38	0	59	188	0	188
<b>F2 Street</b>												
1	25	F2 Street	Mike Pease	75	0	55	49	49	52	280	0	280
<b>N1 Pro</b>												
1	3	N1 Pro	Stan Hawrylak	56	70	73	74	72	72	417	56	361
2	60	N1 Pro	Cheng Yi Kong	0	0	56	63	0	0	119	0	119
<b>N1 Street</b>												
1	14	N1 Street	Lauren Blighton	68	60	59	65	64	71	387	59	328
2	27	N1 Street	Kwinn Atkins	71	64	0	66	60	70	321	0	321
3	24	N1 Street	Jamie Goddard	58	53	57	55	58	58	339	53	286
4	43	N1 Street	John Wright	63	0	52	47	55	37	244	0	244
5	42	N1 Street	Faith Meaney	48	42	0	44	48	36	218	0	218
6	47	N1 Street	Alex Grant	0	40	0	46	43	41	170	0	170
7	59	N1 Street	Andy McDonald	0	0	0	0	50	46	96	0	96
8	67	N1 Street	Keith Tsang	0	0	0	0	0	64	64	0	64
<b>N2 Street</b>												
1	28	N2 Street	Mike Anchor	47	51	53	53	56	57	317	47	270
2	44	N2 Street	Chris Mawby	54	52	54	0	53	54	267	0	267
3	19	N2 Street	Alec Keeler	50	50	0	54	51	32	237	0	237

## Here's to the 2015 RRG Toyota Sprint Series!

We would like to thank each and every one of you who participated in this years sprint series, it's been an amazing year for the sprint with some outstanding racing and many new faces. The dates for next years sprint will be announced on the TSS Facebook page in the new year.



Photo's courtesy of Dan Steeples. Please visit Dan's site if you wish to see more - <http://sprintseries.dansteeple.co.uk>.

A huge thank you to our 2015 sponsors:

RRG Toyota - Series Overall Sponsor - [RRG-Group.com](http://RRG-Group.com)

Blitz UK - Japanese Parts Supplier - [Blitz-UK.co.uk](http://Blitz-UK.co.uk)

Fensport - Toyota Parts Supplier - [Fensport.co.uk](http://Fensport.co.uk)

Javelin Trackdays - Trackday Organisation - [JavelinTrackDays.co.uk](http://JavelinTrackDays.co.uk)

SuperPro - Polyurethane Suspension Specialists - [SuperPro.eu.com](http://SuperPro.eu.com)

Summit & Swave - Chassis Bars & Suspension Arms - [InvoAuto.co.uk](http://InvoAuto.co.uk)

HKS Europe - Japanese Parts Supplier - [HKSEurope.com](http://HKSEurope.com)

For general information on the sprint series, please visit [ToyotaSprint.com](http://ToyotaSprint.com)

**RRG TOYOTA**  
*SPRINT*  
*SERIES*  
**2015**



**TOYOTA**

**Javelin**  
TRACKDAYS



**BLITZ**

**SWAVE**



**RRG TOYOTA**

**SUMMIT**

**HKS**

**FENSPORT**  
PERFORMANCE

